

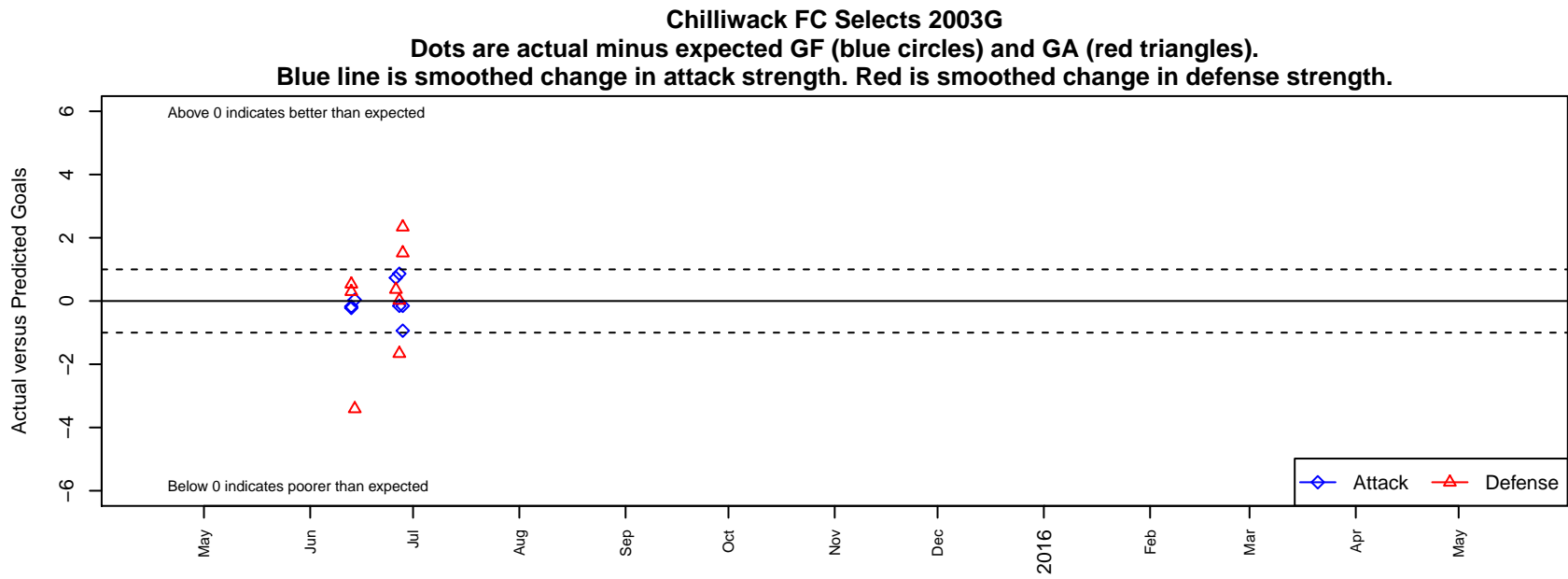
Chilliwack FC Selects 2003G

alt names used:

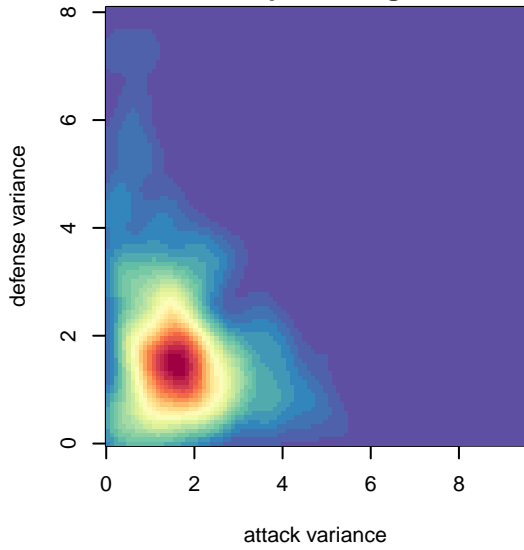
Venues played:

, BC
 G03 total strength=854
 attack=1.72 defense=0.85

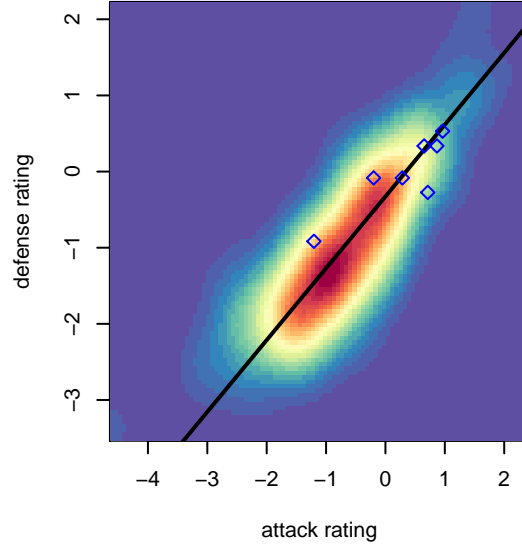
2015 Starfire Spring Classic GU13 Silver
 2015 Baker Blast COPA U13



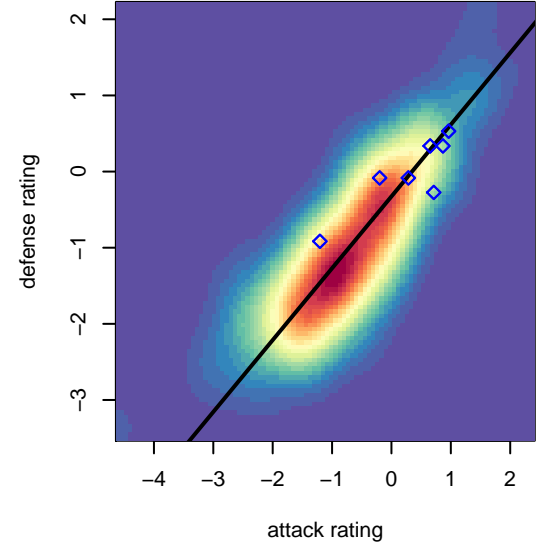
**attack and defense variance (black dot)
relative to other teams
and top 10 in region**



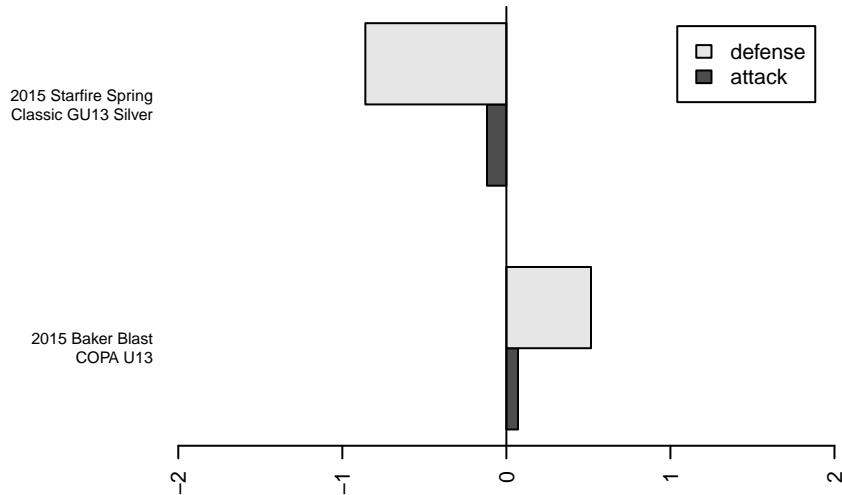
**attack and defense rating
relative to others at age
and all opponents in last 13 months**



**attack and defense rating
relative to others at age
and all opponents in last 13 months**

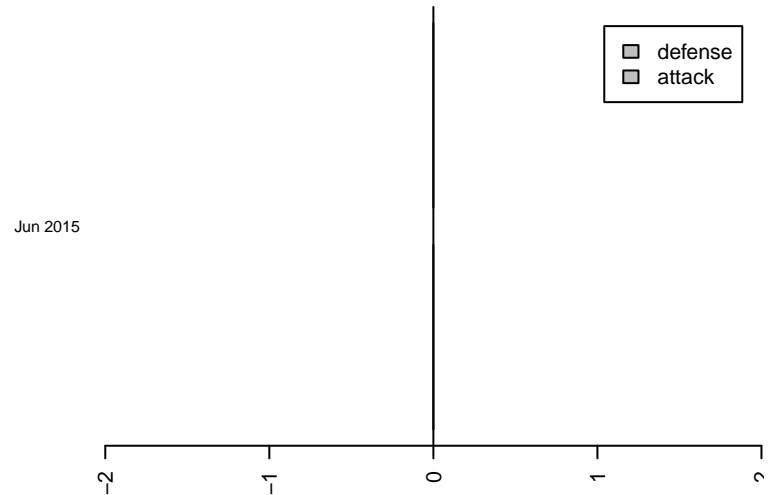


Performance relative to 13 month average



average number of goals per game relative to expected

Performance relative to 13 month average



average number of goals per game relative to expected

lot. A=Neither has attack advantage, B=Opponent has both attack and defense advantage, C=Opponent has both attack and defense disadvantage, D=Both have

date	home		away		venue	pred.home	pred.away
2015-06-28	NSGSC Academy STT 2003G	0	Chilliwack FC Selects 2003G	1	2015 Baker Blast COPA U13	1.52	1.94
2015-06-28	Whatcom FC Rangers Blue G02	0	Chilliwack FC Selects 2003G	1	2015 Baker Blast COPA U13	2.34	1.15
2015-06-27	Chilliwack FC Selects 2003G	1	Whatcom FC Rangers Blue G02	4	2015 Baker Blast COPA U13	1.15	2.34
2015-06-27	PSA Force G02	1	Chilliwack FC Selects 2003G	3	2015 Baker Blast COPA U13	1.02	2.14
2015-06-26	Richmond FC Red Devils 2003G	0	Chilliwack FC Selects 2003G	5	2015 Baker Blast COPA U13	0.36	4.26
2015-06-14	Chilliwack FC Selects 2003G	1	FC Salmon Creek Nemesis White G02	7	2015 Starfire Spring Classic GU13 Silver	0.96	3.59
2015-06-13	Chilliwack FC Selects 2003G	1	CWSA Navy G02	2	2015 Starfire Spring Classic GU13 Silver	1.17	2.53
2015-06-13	Cheney Storm FC G02	2	Chilliwack FC Selects 2003G	2	2015 Starfire Spring Classic GU13 Silver	2.30	2.22